

LINEAR LIGHT
BRIGHT-B SERIES

BRIGHT-B SERIES FEATURES & BENEFITS

01.HOUSING

- Rugged extruded aluminum housing.
- Compact and sleek design.

02.FINISH

- Corrosion resistant polyester powder painted 100µm thickness.
- Standard color of white.

03.LED & OPTICAL ASSEMBLY

- Diffuser with photometric distribution of 120 degree.
- LM-79 test and report is performed in accordance to IESNA standards.

04.MOUNTING


- Surface mount and suspension mount available.

05.Electrical/ Key Components/ Controls

- 90-305VAC
- High quality LEDs, driver and components, e.g. MOLEX, WAGO connectors.
- Multiple lighting control options are available, e.g. motion sensor, 1-10V.
- Emergency Power Supply (EPS) available.

06.Product Certifications

- UL/ CUL/ DLC/ LM79/ CE/ RoHS
(Not all products are qualified on the DLC QPL. To view our DLC qualified products, please consult the DLC Qualified Products List at www.designlights.org)



Suspension Mount



Surface Mount



TECHNICAL
PARAMETERS

Power	40/60/90W	IP Rating	IP20
Input	90-305VAC	SPD	Optional
PF	>0.95	Certificate/Qualification	UL/ CUL/ DLC/ LM79/ CE/ RoHS
THD	<15%	DALI	/
L70	>50,000H	1-10V	Optional
Operating Temperature	-40°C ~ +50°C	Photocell	/
Typical Efficacy	110-130lm/W	Smart Control	/
ANSI CCT	3000K/4000K/5000K	Optic (IESNA)	Type V
Min CRI	80*	Color Options	White

* Standard

ORDERING
INFORMATION



MODEL (Norminal Power)	OPTIC LENS	CCT (ANSI)	OPTIONAL COLOR	LIGHTING CONTROL	ACCESSORY INFO
BLB40 40W	T5D Diffuser	30K	★ WH White (RAL:9010)	00 Not required	Emergency Power Supply (EPS)
BLB60 60W		3045		02 Motion sensor	
BLB90 90W		40K		05 1-10V dimming	
		3985			
		±275K			
		★ 50K			
		5028			
		±283K			

★ Regularly stocked item

● Example 1: BLB40-T5D-40K-WH-00


● Example 2: BLB60-T5D-40K-WH-02

PRODUCT
MODEL



Model	BLB40/BLB60/BLB90	Net Weight (1PC)	2.16kg(4.76lbs)
LED type	Luxeon 3030	Gross Weight (1PC)	2.50kg(5.51lbs)
LEDs	48/80/112	Product Dimensions	1203x49x93.3mm 47.36"x1.93"x3.67"
Mounting options	Surface mount/ Suspension mount	Carton Dimensions (1-6PCS)	1260x250x190mm 49.61"x9.84"x7.48"


Model No.	System Power	Voltage	Drive Current	Luminous Flux		Efficacy (lm/W)
				3000K	4000 /5000K	
BLB40	41W	90-305VAC	N/A	4133lm	4592lm	112
BLB60	62W	90-305VAC	N/A	6250lm	6944lm	112
BLB90	91W	90-305VAC	N/A	9419lm	10465lm	115




01. Steel Suspension Cable



02. Motion Sensor



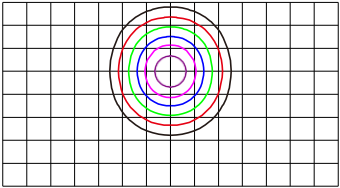
03. Linked in Series



04. Up & Down Light

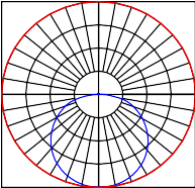


ISO Plot

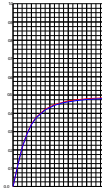


T5D Diffuser

Polar Curve



Cu Graph



LINEAR LIGHT

BRIGHT SERIES

NOTES